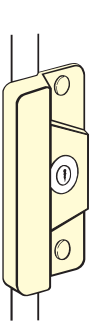


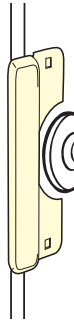


EBF Fasteners available with selected Latch Protectors.


For use with **ELECTRIC STRIKES**



**ELP-208
ELP-208P**



LELP-208
Fits up to
3 3/4" Rose



MELP 210

NUMBER	DIMENSIONS	MATERIAL
ELP-208	3 1/2" x 8"	Steel
ELP-208P	3 1/2" x 8"	
LELP-208	3 1/2" x 8"	
MELP-210	2 5/8" x 10"	
ELP-208-EBF	3 1/2" x 8"	
ELP-208P-EBF	3 1/2" x 8"	
LELP-208-EBF	3 1/2" x 8"	
MELP-210-EBF	2 5/8" x 10"	

SHELF PACK: 10

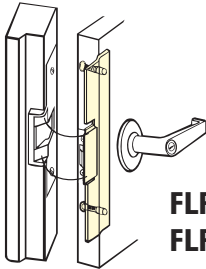
Polybagged

GAUGE: 12 (.104)

- FEATURES:**
- Available with or without cylinder hole
 - Designed to fit most electric strikes
 - Completely encases the keeper for maximum protection
 - Use with Mortise, Keyless Locks & Exit Devices
 - ELP-208P No Cylinder Hole

FINISHES: DU (Duro Coated), SL (Silver Coated)

Fits **FOLGER ADAMS ELECTRIC STRIKE** for outswinging doors



**FLP-III
FLP-2II**

NUMBER	DIMENSIONS	MATERIAL
FLP-111	1 3/4" x 11 1/4"	Stainless Steel
FLP-211	1 3/4" x 11 1/4"	Steel

SHELF PACK: 10

Polybagged

GAUGE: 12 (.104)

FEATURES: Works with Folger Adams 310 & 710 models

FINISHES: (FLP-111) 630
(FLP-211) BP (Brass Plated), DU (Duro Coated)